



Summary Feedback

ST1 – ST4 Teaching Programme 2025

FRCR 2B Practice Viva (Session 98) - DKT Masterclass Simplifying Cardiovascular Imaging for FRCR exam

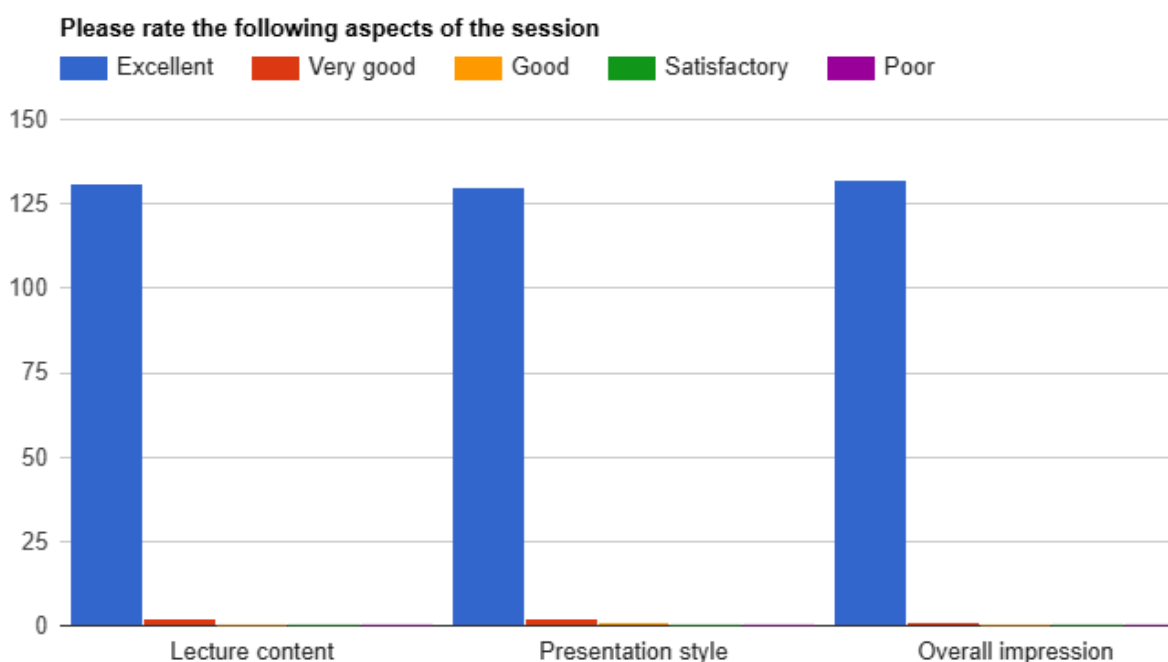
Key Concepts and Essentials

(17th April 2025)

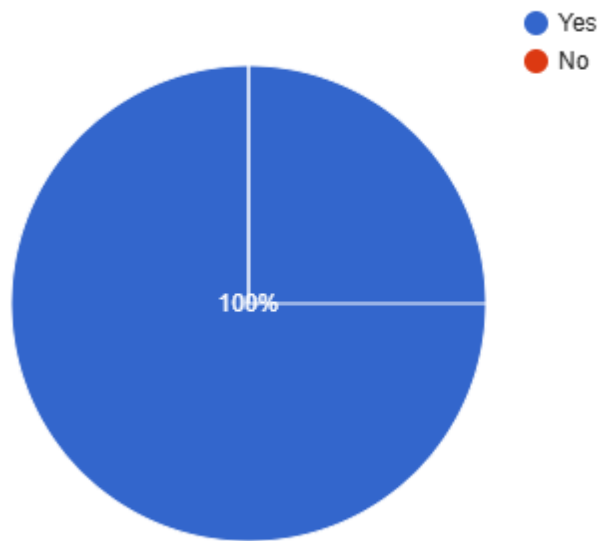
**Delivered By:
(Khalid Shakeel Babar)**

Summary Points:

- ST1-ST4 teaching programme 2025 – FRCR 2B Practice Viva Session 98: 2 hours teaching time
- Total Attendees: 291 from 31 Countries (Algeria, Australia, Bangladesh, Dominica, Egypt, Ethiopia, Ghana, India, Indonesia, Iraq, Jordan, Kenya, Libya, Malaysia, Namibia, Netherlands, Nigeria, Norway, Oman, Pakistan, Saudi Arabia, Somalia, South Africa, Sri Lanka, Sudan, Swaziland, Türkiye, UAE, UK, Yemen, Zimbabwe).
- Total feedback received from 133 participants



Did you find it useful
133 responses



Testimonials

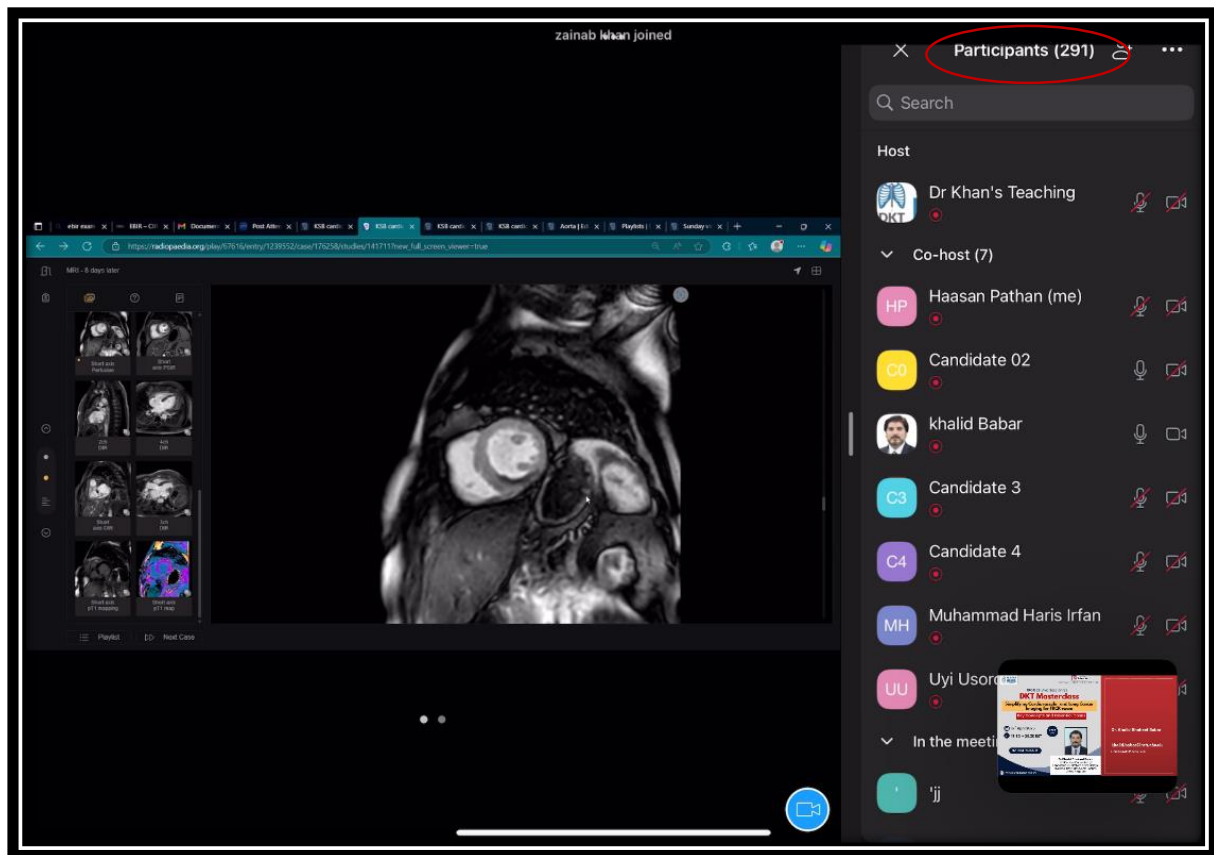
- Very crisp & clear explanation of the lesser discussed cardiac imaging. Forever grateful for such an amazing teaching platform. Radiologists' greatest boon. Thank you so much for all the efforts (India).
- It's really a blessing to have a platform like this where topics are taught right from the basics (Pakistan).
- The lecture provided a comprehensive overview of cardiovascular and lung cancer imaging. The integration of clinical relevance with imaging findings made the session highly informative and engaging (India).
- This session was really, really good and impactful (Nigeria).
- Everything was valuable, including the cases and discussion (Sudan).
- The teaching was very precious, and Sir was explaining from the very basics. It was too good (India).
- Cardiac MRI, which is a difficult topic, was most useful (UK).
- Excellent presentation; the way he taught the key concepts first and showed excellent cases was most useful. Great teaching (Pakistan).
- New topics were useful (Jordan).
- Anatomy and normal variants were covered very nicely, no jumping, and every case was explained slowly so that everyone could understand (Pakistan).
- Excellent! Dr. Khalid Babar did an excellent job (UAE).
- Describing coronary arteries anatomy and anomalies was most useful (Saudi Arabia).
- Basics like anatomy were discussed in detail (Pakistan).
- Very interesting cases (Pakistan).
- Very clearly explained and well presented (Malaysia).
- Practical points and very clear representative CT images were useful (Ethiopia).

FRCR 2B Practice Viva (Session 98) - DKT Masterclass: Simplifying Cardiovascular Imaging for FRCR exam: Key Concepts and Essentials

- It's all useful (UAE).
- Cases and teaching were useful (Pakistan).
- The anatomical variants and the distribution in cut section were useful (UK).
- Anatomy and variation of cases were useful (Oman).
- All of it was very useful & valuable (Egypt).
- Summary after cases was useful (UK).
- Anomalies of the coronary arteries were useful (Sudan).
- Coronary imaging was most useful (Jordan).
- Cases were useful (India).
- Lecture content was useful (UK).
- How to interpret cardiac MR was the most useful part of the session (UK).
- Pertinent to my practice! (UAE).
- The teaching on the cardiovascular anatomy, perfusion, and gadolinium was useful (UK).
- Explanation of the sequences was useful (Nigeria).
- It was a new and very unique topic (Pakistan).
- Detailed case-based explanation and exam mimicking were useful (Egypt).
- Teaching style and explanation in detail were useful (Pakistan).
- Good cases (Zimbabwe).
- Nice demonstrations (Iraq).
- Very clear explanations (Malaysia).
- The way of the demonstration was useful (Iraq).
- It was perfect (UAE).
- Excellent teaching (India).
- Very informative session by Dr. Khalid Shakeel Babar. Thank you (Pakistan).
- The cases and descriptions were useful (UK).
- Reading cardiac sequences was useful (Saudi Arabia).
- Great presentation regarding coronary and cardiac anatomy (UAE).
- Lecture content was useful (Nigeria).
- Every bit was useful, and I really learned a lot (Oman).
- The explanation was useful (Nigeria).
- Great cases (Libya).
- Nice case demos (Egypt).
- Varied nature of the cases was useful (Ghana).
- Great lecture on cardiac imaging (UAE).
- Teachings, images, and illustrations were useful (Nigeria).
- The entire lecture was very good (UAE).
- Excellent teaching session (Pakistan).
- It was really simplified and interesting (Nigeria).
- Brilliant presentation (Sri Lanka).
- It's great (Egypt).
- It was perfect (UAE).
- Extremely beneficial (Saudi Arabia).
- Awesome! Thanks! (UAE).
- Thank you so much (Egypt).
- Excellent and helpful (India).
- Brilliant (UAE).
- Very useful class (UK).

FRCR 2B Practice Viva (Session 98) - DKT Masterclass: Simplifying Cardiovascular Imaging for FRCR exam: Key Concepts and Essentials

- Impressive (Iraq).
- Thank you so much, great one (Iraq).
- Good session (Pakistan).
- Impressive (South Africa).
- Excellent (Indonesia).
- Very educative (Nigeria).
- Very useful for the exams (UK).
- Professional acumen (UK).
- Excellent lecture with viva cases (UK).
- Very informative (Saudi Arabia).
- Very rewarding experience (Nigeria).
- Need more sessions in cardiac imaging, please (Sudan).
- Excellent teaching session (Ghana).
- Very informative (UAE).
- Excellent simplified teaching sessions (Nigeria).
- Awesome forum for radiology learning (Pakistan).
- Amazing session (Pakistan).
- Super excellent! (Yemen).
- Very nice and awesome session (Sudan).



=====XX=====XX=====